



Births and deliveries in Malta

The birth of a baby is a major life event and every country aims to offer the best for both mothers and babies.

All births occurring on the Maltese Islands have been recorded for medical birth data at the National Obstetrics Information System (NOIS) for the past 15 years. In this time period, there was a total of 61,366 births with an average of 4,091 births per year. Following the decline in number of births experienced between 2000 and 2007, there has been an increase in births over the past few years (Table1, Figure 1). In 2014 there were 4,308 live births and 27 stillbirths.

Table 1- Number of births registered in NOIS 2000-2014

<i>Year</i>	<i>Total Births</i>	<i>Live births</i>	<i>Stillbirths</i>
2000	4377	4361	16
2001	3955	3935	20
2002	3927	3906	21
2003	4054	4036	18
2004	3902	3887	15
2005	3865	3857	8
2006	3891	3880	11
2007	3898	3886	12
2008	4228	4199	29
2009	4180	4152	28
2010	4036	4018	18
2011	4311	4283	28
2012	4258	4239	19
2013	4149	4127	22
2014	4335	4308	27
2000-2014	61366	61074	292

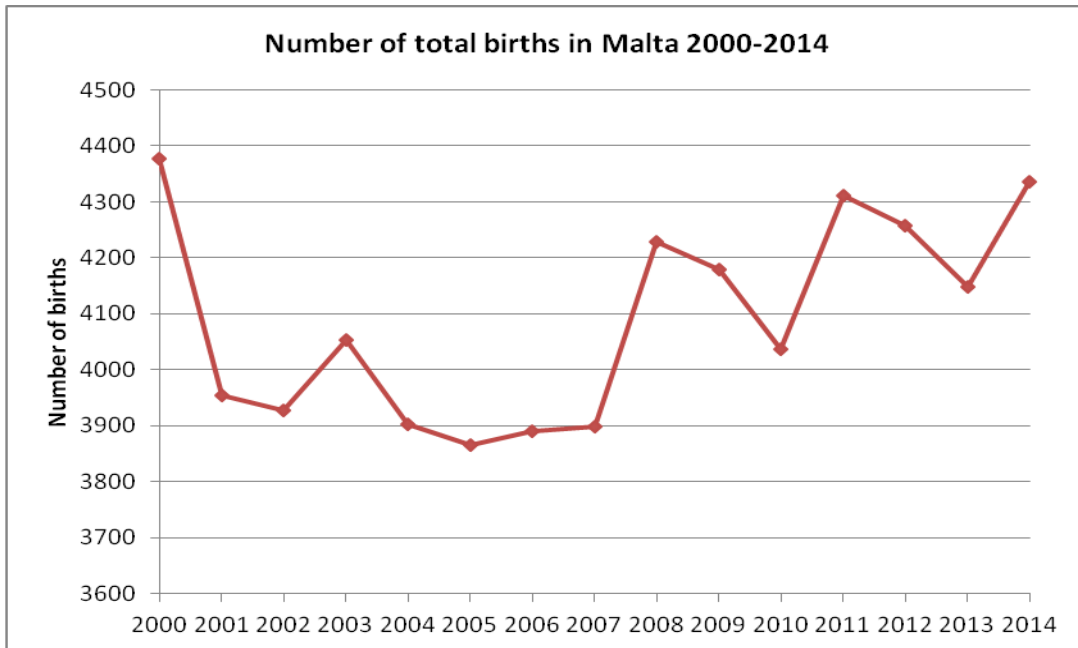


Figure 1 – Trends in number of births in Malta 2000-2014

Between 2000 and 2014 there were 60,381 deliveries, resulting in a total of 61,366 births registered with NOIS of which 99.52% were live births while the remaining 0.48% were still births. Each year, more male babies are born with the overall male to female ratio in the past 15 years being 1.1:1.

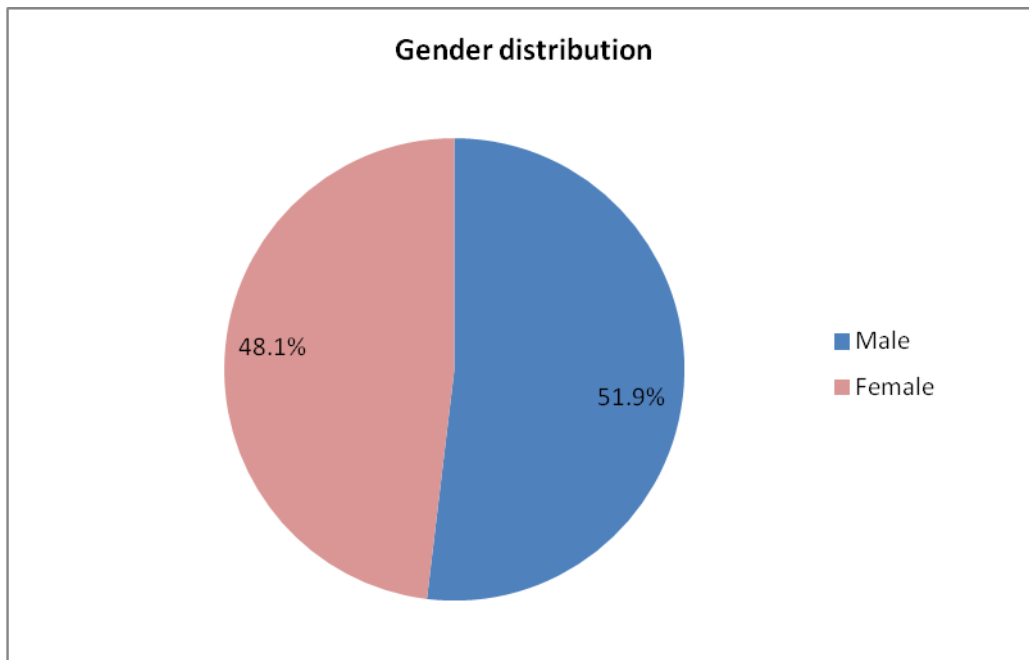


Figure 2 – Gender distribution of births in Malta 2000-2014

Maternal age at delivery has shown significant changes in the past years with the average age at delivery increasing from 28 years in 2000 to 30 years in 2014. The figure below shows the changes in maternal age distribution over the past 15 years. The most common maternal age at delivery now falls within the 30-34 year age group.

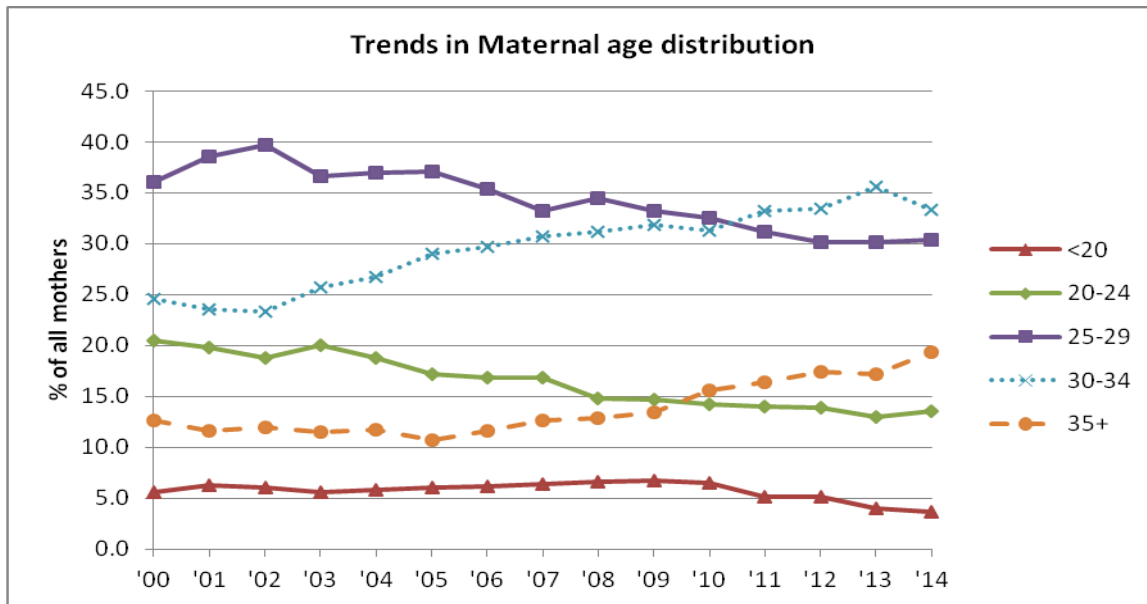


Figure 3 – Maternal age trends in Malta 2000-2014

The proportion of births to first-time mothers (i.e. women delivering for the first time) has also been seen to increase in the past years with 47.2% of all births being to a first-time mother in 2000 to 50.6% of births occurring to first-time mothers in 2014. The average age of the first-time mothers has increased from 26.1 years in 2000 to 28.3 years in 2014.

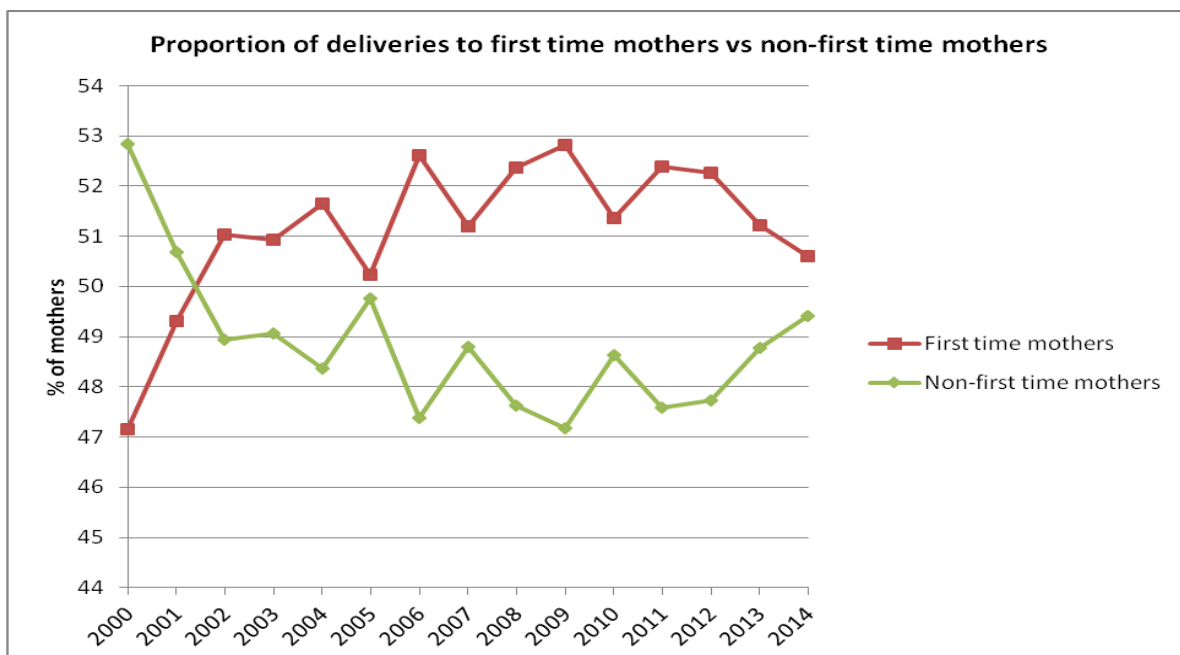


Figure 4 – First-time mothers vs non first-time mothers 2000-2014

There were 4 maternal deaths registered in the past 15 years (2000-2014), giving a maternal mortality ratio of 6.5/100,000 live births in this time period. The average maternal mortality ratio for the WHO European Region in 2012 is reported as 10.5/100,000 live births.¹

More information on births and deliveries in Malta may be found at:

<https://health.gov.mt/en/dhir/Pages/Introduction.aspx>

<https://health.gov.mt/en/dhir/Pages/Registries/births.aspx>

¹ WHO Health for All Database: <http://data.euro.who.int/hfad/>